
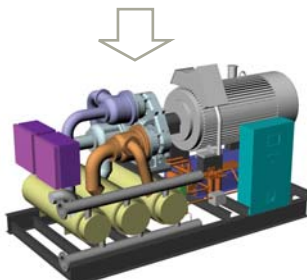
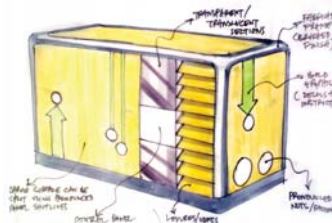




AIR COMPRESSOR



01 Research

The compressor to be designed is a very large object, hence, the research was not only focussed on competitor compressors, but also on on-site generators, locomotives and other industrial equipments of large size. The engineering team had to study and identify compact sub assemblies and technologies that could be adopted for this product.

02 Re-Laying

The cooling cylinders were the first to be rearranged. These were quickly explored in form of sketches and analysed. The selected arrangement were detailed along with other major assemblies with client consensus. The control panel and the input/output locations were then finalised. Finally the structure was worked out followed by details.

03 Industrial Design

The re-layout served as a template for the outer form exploration. Two concepts were shortlisted and refined further. The outer canopy used sheet metal for the body and structure. The control panel, the input grill and the outlet pipes were accented with respect to the beige overall body. The panels were designed to optimise the sheet metal usage and to impart a balanced visual appeal.

04 Engineering

The skeleton structure was made to support and integrate the compressor castings, motor, 300 litre oil tank and 3 cooling cylinders. A detailed structural analysis were carried out for the same. The piping were re-layout with compact Victaulic couplings. The water inlet and outlet for the coolers were streamlined. The oil lubrication was redesigned using advanced plate type oil coolers.

For more information about this product, contact info@ideaproductdesign.com



I NNOVATIVE
D E S I G N
E N G I N E E R I N G
A N I M A T I O N

Innovative Design Engineering Animation

US office: 866-480-IDEA (4332)

India office: +91-79-40205555

www.ideaproductdesign.com

FINDING OUT OF THE BOX SOLUTION